

WCVA Third Sector Data Hub

KEY DATA 2020

WcVA
CgGC

Data
cymru



WHAT IS THE DATA HUB?

Looking for information on the voluntary sector in Wales? The WCVA Data Hub provides the latest stats, information and research about charities, social enterprises and non-profits of all kinds in Wales.

WHAT SIZE ARE CHARITIES IN WALES?



OVER 53% OF THE CHARITIES IN WALES ARE MICRO CHARITIES

Micro charities are classified by the National Council of Voluntary Organisations as having income of less than £10,000.

This is the highest proportion of micro-charities compared to other UK regions.

HOW MANY PEOPLE ARE EMPLOYED IN THE THIRD SECTOR IN WALES?



EMPLOYMENT IN THE THIRD SECTOR IS FALLING

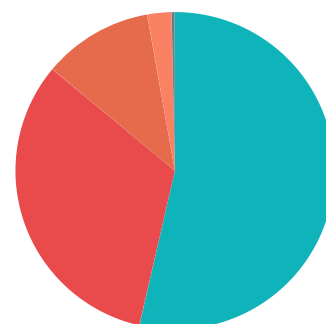
Employment in the third sector was growing between 2011 and 2015 but has fallen since.

HOW MANY ORGANISATIONS ARE THERE IN WALES?


8,100+
REGISTERED
CHARITIES

32,000+
THIRD SECTORS
ORGANISATIONS

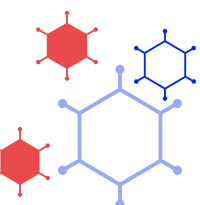
Micro (53.58%) Small (32.47%)
Medium (11.17%) Large (2.45%)
Major (0.33%)



**99,750 EMPLOYEES
IN 2017**



**FROM 116,627
EMPLOYEES IN
2015**



● **WHAT ARE CHARITIES MAIN SOURCES OF INCOME?**



45% OF WELSH GENERAL CHARITY INCOME WAS GAINED THROUGH CHARITABLE ACTIVITIES

●% The NCVO Almanac shows the overall income of Welsh general charities to be **£1,258m**

●% Income earned from individuals is rising. An estimated **£521.5m** came from individuals in 2016-2017.

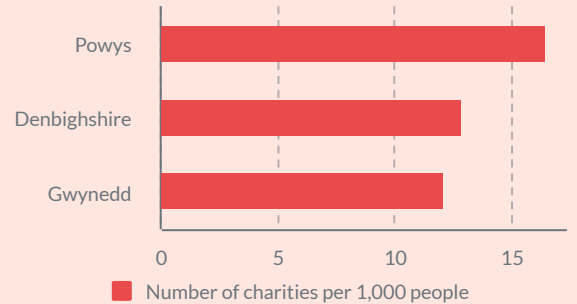
● **WHERE ARE CHARITIES OPERATING?**

1 POWYS HAS THE MOST CHARITIES PER HEAD

Powys has 16.8 charities per 1,000 people, which is the highest figure of all the local authorities in Wales.

THE VALE OF GLAMORGAN HAS THE LEAST NUMBER OF CHARITIES PER HEAD

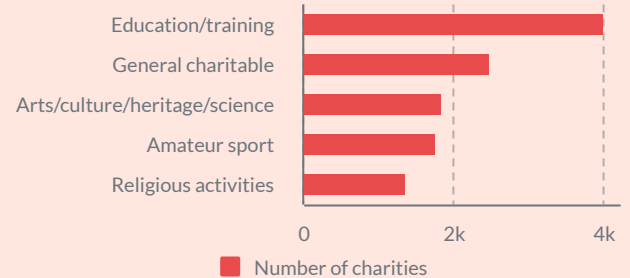
LOCAL AUTHORITIES WITH THE GREATEST NUMBER OF CHARITIES PER 1,000 PEOPLE



● **WHAT ACTIVITIES DO CHARITIES MAINLY WORK IN?**

21% OF CHARITIES IN WALES ARE INVOLVED IN EDUCATION AND TRAINING

REGISTERED CHARITIES BY ACTIVITY



● **HOW MANY PEOPLE VOLUNTEER IN WALES?**

28% OF PEOPLE IN WALES VOLUNTEER EACH YEAR

34% OF PEOPLE AGED 16-24 VOLUNTEERED IN 2017-2018

AN INCREASE FROM 22% IN 2016-2017



WITH THE EXCEPTION OF MERTHYR TYDFIL AND TORFAEN, THERE ARE MORE CHARITIES PER HEAD INVOLVED IN PROVISION OR RELIEF OF POVERTY IN MID AND NORTH WALES LOCAL AUTHORITIES

Want to learn more? Visit the Hub at <https://wcva.cymru/datahub>

